

INDICATORS & REPEATERS

GI4XX SERIES

For all types of industry. A complete range of indicators with extensive functions.

TARE WEIGHING | PRODUCTION LINES | ZONES 2/22 ATTEX |
FIRMWARE INDICATORS WEIGHING TRUCKS



OIML CERTIFICATE



GI4XX SERIES “Much more than a tare weight”

Why make these changes?

After more than 10 years of continuous development of our indicators, we have implemented improvements based on technological advances and needs detected in the field. While the external design remains unchanged, internally we have introduced major component upgrades to increase robustness and functionality, eliminating the need for additional adjustments and extra components.

MAIN TECHNICAL IMPROVEMENTS:

1. Optimization in measurement and scaling

Significant change in the minimum working sensitivity:

- » Previously, the devices worked with 1 $\mu\text{V}/\text{e}$, which required carefully adjusting load cell capacities and sometimes adding an 8V plate to increase the supply voltage. Now, the new indicators operate at 0.3 $\mu\text{V}/\text{e}$, greatly reducing the sensitivity of the verification step (V/e).

Direct benefits:

- » It will not be necessary to adjust the capacity of the load cells as much.
- » A large part of the electronics and the AD microprocessor itself has been improved, so that the control of the analog part of the load cell signal is protected from power surges in storms and other electrical disturbances.
- » Greater accuracy on small weights with cells of higher than optimum capacity for the total capacity of the scale.

2. Substantial improvements in the mass plans

Incorporation of two additional protection systems to increase electric shock resistance, protecting the AD and improving resilience in adverse weather conditions.

- » New microprocessor and AD system:
Incorporation of a more robust and powerful microchip, designed to adapt to the most demanding conditions.

3. Certifications and regulatory compliance:

- » We have obtained a new certification from FORCE in Denmark, which validates the equipment at the European level and for the rest of the world with OIML certification. This streamlines model approvals and allows us to meet the requirements and standards requested by our global customers.
- » With the new certification and its expiration we will replace the previous model approval “GRS” by this new one which is presented with a renewed nomenclature following the same philosophy that is being used with other models, from now on the equipment will be called the same as the indicator and will be the GI4xx series (GI400/GI410/GI430/GI450/GI410D/GI430D/GI450D)
- » The letter D has been added for the series of indicators with digital cell in order to have a clear identification of this equipment, the new certificate number is: 0200-NAWI-18394.

OUTSTANDING-PROJECTS

Our experience backs us up

Giropes has developed a complete range of indicators with multiple functions for all types of distribution, food, chemical and logistics industries

LOGISTICS

Indicators with totalising firmware and labelling assemblies, ideal for logistics sectors.

CHEMICAL INDUSTRY

Indicators with ATEX protection, ideal for industries where safety is vital during all processes.

ROAD CONTROL

Portable indicators designed for vehicle weighing management, both static and dynamic, and to keep track of the weight of vehicles on the road.

FOOD

Indicators designed for use in production lines complemented by various software packages that allow weight recording and comprehensive production line management.

AGRICULTURE

Multi-function indicators that allow connection to software for truck and tractor weighing, as well as the use of repeaters with large digits for viewing from distant points of view.



Map Indicators	4
IP + Connections	10
Functions of the Indicators	12

Tare weight indicators and numerical

<i>GI4XX LED SERIES</i>	14
<i>GI4XX LCD SERIES</i>	16
<i>GI4XX LCD PRINT SERIES</i>	18
<i>GI4XX BAT LION SERIES</i>	20

Indicators with firmware for production lines and data logging

<i>GI410 RFID (RFID integrated) SERIES</i>	24
<i>GI410 PROD (RFID optional external) SERIES</i>	24

Indicators for latex areas

<i>GI4XXLCD ATEX ZONE INDICATOR 2/22 SERIES</i>	26
---	-----------

Indicators for vehicle weighing with truck weighing firmware

<i>GI430 & GI430D screen TFT SERIES</i>	28
<i>GI450 & GI450D touch screen SERIES</i>	30

Repeaters for weight indicators

<i>P16</i>	32
<i>GI400R45</i>	34

Software configuration for serial indicators GI4XX

<i>Update tools</i>	35
<i>Configuration tools</i>	35
<i>GIAPP</i>	36

Software for vehicle weighing

<i>GISCALE ONE / GISCALE PRO (production lines)</i>	38
<i>GESTRUCK (weighbridge management)</i>	40
<i>GESNET (waste plant management)</i>	41
<i>GESLINK display of a series indicator GI4XX on PC</i>	42

GIROPES



MAP INDICATORS

ZONE 2/22

IP68

IP65

IP54

TARE WEIGHT GI400



TARE WEIGHT GI400
INTERNAL BATTERY



tare weight GI400
RFID
PRODUCTION



RFID Prod series

IP54

IP65

IP68

ZONE 2/22

TARE WEIGHT GI400



RFID Pro series

tare weight GI400
RFID
PRODUCTION



TARE WEIGHT
PRINTER

MAP
 INDICATORS

IP68

IP65

IP54

TARE WEIGHT
GI400 LED



ALPHANUMERIC INDICATOR
 TFT TRUCK WEIGHING
GI430



ALPHANUMERIC INDICATOR
 TFT TRUCK WEIGHING
GI450



MAP INDICATORS

IP54

IP65

IP68



REPEATER



GI400 LED

GI400 R45


P16

GIROPES



MAP INDICATORS





MAIN TECHNICAL IMPROVEMENTS

GI4XX SERIE

1. Optimization in measurement and scaling

» » Greater accuracy on small weights with cells of higher than optimum capacity for the total capacity of the scale.

2. Substantial improvements in the mass plans

» Incorporation of a more robust and powerful microchip, designed to adapt to the most demanding conditions.

3. Certifications and regulatory compliance:

» This streamlines model approvals and allows us to meet the requirements and standards requested by our global customers.

» the equipment will be called the same as the indicator and will be the GI4xx series (GI400/GI410/GI430/GI450/GI410D/GI430D/GI450D) the letter D has been added for the series of indicators with digital cell in order to have a clear identification of this equipment.

GI400-GI410 ABS

IP54-65 LED-LCD

model

GI400 LED ABS

GI400 LCD ABS

GI410 LED ABS

GI410 LCD ABS



IP54



IP65

GI400-GI410i INOX

IP54-65 LED-LCD

model

GI400i PROD inox

GI410i PROD inox

GI400i LED inox

GI400i LCD inox

GI410i LED inox

GI410i LCD inox



IP54



IP65

GI400-GI410i INOX

IP68-EX LED-LCD

model

GI400i PROD inox

GI410i PROD inox

GI400i LED inox

GI400i LCD inox

GI410i LED inox

GI410i LCD inox

GI400i-EX LCD

GI410i-EX LCD



IP68



ATEX

GI410i PRINT / RFID

IP54 LCD

model

GI410i RFID

GI410i PRINT



GI400 BAT LI-ION

IP65 LCD

model

GI400 BAT LI-ION



IP65



IP65



GI450 - GI450D ABS

IP54-65

model

GI450 ABS - GI450D ABS

IP54

IP65



GI430 - GI430D Bench top

IP54

model

GI430 pesa camiones

GI430D pesa camiones




GI430 - GI430D wall-mounted

IP54

model

GI430 pesa camiones

GI430D pesa camiones



GI400 R45 REPEATER

IP65 LED

model

GI400 R45



P16 PANEL REPEATER

IP65 LED

model

P16

FUNCTIONS

indicators tare weight

“Much more than a tare weight”

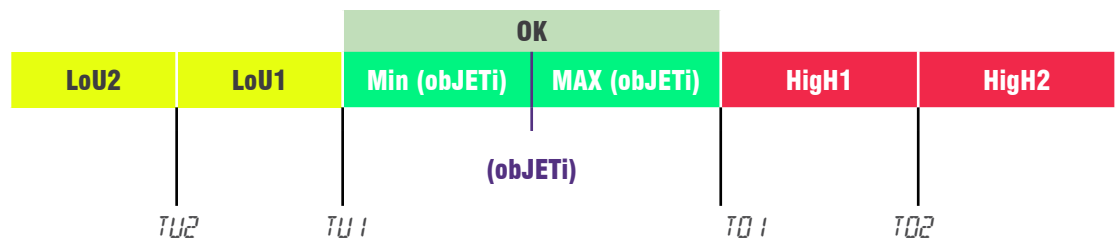
GI400-410



CHECKWEIGHER FUNCTION

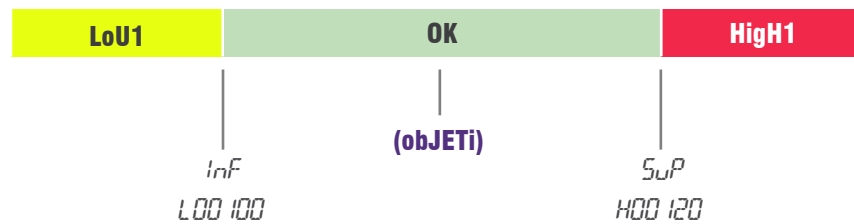
OPTION 1: SIX-ZONE CONTROL

Automatically displaying up to 4 limits: 2 upper and 2 lower. In the OK zone two sub-ranges are added, “Min OK” and “Max OK”.



OPTION 2: SIMPLE CHECKWEIGHER

The device is prepared to automatically manage up to 3 zones for two weight limits.



INITIAL AUTO-TARE + CHECKWEIGHER

This function allows us to perform the checkweigher function if it is being assumed that the containers may have different weights. This may be the case with pallets or wooden crates. With this function activated the weight of these containers will be tared without any action on the operator’s indicator.

The main difference compared to the standard checkweigher is that the first stable weight will be automatically tared and then the weighing procedure will start, once the target weight is reached (‘OK’ zone).



TAKE OUT FUNCTION

Allows monitoring of weight removed from the weighing equipment. The GI400 weight indicator shows you whether you are removing the required amount of weight from the scale or more or less than the required amount of weight. When you select the required weight you can set upper and lower limits by percentage or value.



PALLET WEIGHING FUNCTION

Allows a cumulative log of a series of weight readings for each pallet. Automatic recording of the tare value of each pallet provides a record of its net weight in order to calculate a Net Total figure.

functions *TARE-WEIGHT*



PIECE COUNTING

This function allows the user to count the pieces which have been loaded on the platform according to the unit average weight PMU which has been scheduled previously.



TOTALISATION

This function allows the user to do the addition of the weights accumulated in the memory and shows the total number of weights.



LIMITS WITH RELAIS FUNCTION *(optional)*

The weight indicator GI400 has been designed to manage automatically a starter weight and 3 limits that activate 4 relays by means of weight registers for each one of them.



DOSAGE WITH RELAIS FUNCTION *(optional)*

The equipment has been designed to dosing automatically one product at two speeds or two products at one speed, with unload. The equipment can also program a unloading zone where the user can define the ending of the dosing.



WEIGHT REPEATER FUNCTION

Weight repeater display up to 16 m with output RS232.

Optional RS485 up to 1200 m (required in both devices).



Once you order the indicator/s it is necessary, if you want it for a production-line and/or with software Giscale. In case you want to work as a production-line, it must be the production firmware and the indicator will not have available the following functions: Initial Auto-tare+Checkweigher. Take Out, Pallet Checking and neither Dosify.

indicators

GI400-410 LED

ABS & STAINLESS STEEL
 TARE-WEIGHT AND DIGITAL INDICATORS

IP68



IP65



IP54



IP68



IP65



IP54



Main specifications

- Working temperature -10 °C to 40 °C
- Two housing models: ABS & Stainless steel
- Numeric keyboard in the version GI410 LED
- Reclining wall support
- Units: kg
- Other features
 - Integrated clock and calendar.
 - Format tickets with configurable weighing code.
- Screen: Red LED of 7 segments plus point 6 digits of 25mm.
- RS232 output (x2 included)
- **See IP protection and connections on page 10

Technical specifications

	Power Supply	110-230 VAC, 50/60 Hz 12VDC (optional on IP54 indicators)
	Minimum entrance tension for step of verification	0,3 µV
	Tension of supply of the load cell	5 VDC
	Minimum load cell impedance	29 Ω
	Maximum load cell impedance	1100 Ω
	Load cell cable	of 4 or 6 threads

Additional

Description	Code #	ABS	INOX
		GI400-GI410	GI400-GI410
Internal battery (7,4V 2,6Ah). Lithium-Ion Technology. (external charger)	220001-0	✓	-
Internal battery (3,7V 5,2Ah). Lithium-Ion Technology. (schuko cable)	220001	-	✓
RS485 output	220002	✓	✓
Additional board 4/20mA	220003	-	✓
Additional board 4E / 4S relais (IP54-65)	220004	-	✓
Additional board 4E / 4S relais (IP68)	220004-2	-	✓
Communication board - Ethernet	220005	-	✓
Communication board - Wifi	220021-2	✓	✓
Additional board - ALIBI/DSD memory	220008	✓	✓

In stainless steel indicator version it is available just 1 of 220001 | 220003 | 220004 | 220005 except for IP68 protection, in this case would be chosen two of it.

Power supply

Description	Code #	ABS	INOX
		GI400-GI410	GI400-GI410
Power supply 100V-240VAC IP65-68 BS1363 (UK)	220243	✓	✓
Power supply 100V-240VAC IP65-68 SEV1011 (CH)	220244	✓	✓
Power supply 100V-240VAC IP65-68 TYPE B (USA)	220245	✓	✓
Power supply 100V-240VA IP54 BS1363 (UK)	220247	✓	✓
Power supply 100V-240VAC IP54 SEV1011 (CH)	220248	✓	✓
Power supply 100V-240VAC IP54 TYPE B (USA)	220249	✓	✓

GI400 LED ABS & STAINLESS STEEL

ABS

Description	Code #
Indicator tare-weight GI400 LED ABS IP54	210027
Indicator tare-weight GI400 LED ABS IP54 12V	210116
Indicator tare-weight GI400 LED ABS IP65	210028

STAINLESS STEEL

Description	Code #
Indicator tare-weight GI400i Led stainless steel IP54	210030
Indicator tare-weight GI400i Led stainless steel IP54 12V	210135
Indicator tare-weight GI400i Led stainless steel IP65	210031
Indicator tare-weight GI400i Led stainless steel IP68	210140

NUMERIC INDICATOR GI410 LED ABS & STAINLESS STEEL

ABS

Description	Code #
Digital indicator GI410 LED ABS IP54	210233
Digital indicator GI410 LED ABS IP54 12V	210236
Digital indicator GI410 LED ABS IP65	210239

STAINLESS STEEL

Description	Code #
Digital indicator GI410i Led Stainless steel IP54	210119
Digital indicator GI410i Led Stainless steel IP54 12V	210136
Digital indicator GI410i LED Stainless steel IP65	210120
Digital indicator GI410i LED Stainless steel IP68	210141

GIROPES



SERIE
LED



FUNCTIONS

SEE MAIN FUNCTIONS ON PAGE 12

- »+ Than 30 protocols
- »System of 2 passwords to lock out functions
- »8 format of predefined tickets and 1 customizable (associated software)
- »Printing configurable menu: number of copies, cutter on/off, line feed

PRINTING

- »Programmer of three headings (PC), code, total.

LANGUAGES

- »Spanish, French, Portuguese, Italian, English.

METROLOGICAL SPECIFICATIONS

- »III & IIII Classes
- »Max. number of verification steps 6000
- »Monorange, multirange or multi-interval (n ≤ 3000, per partial range of weighing)

indicators

GI400-410 LCD

ABS & STAINLESS STEEL
 TARE-WEIGHT AND DIGITAL INDICATORS

IP68

IP65

IP54



IP68

IP65

IP54



Main specifications

Working temperature -10 °C to 40 °C

Two housing models: ABS & Stainless steel

Numeric keyboard in the version GI410 LCD

Reclining wall support

Units: kg

Other features

Integrated clock and calendar.

Format tickets with configurable weighing code.

LCD screen:

Screen with 6 digits of 40mm,

Backlight function: On/off/auto

Screen colour indication with checkweigher function

2 salidas RS232 incluidas

*See IP protection and connections on page 10

Set a target and two margins,
 top and bottom.



With visual alarm value.



Technical specifications

	110-230 VAC, 50/60 Hz
Power Supply	12VDC (optional on IP54 indicators)
Minimum entrance tension for step of verification	0,3 μV
Tension of supply of the load cell	5 VDC
Minimum load cell impedance	29 Ω
Maximum load cell impedance	1100 Ω
Load cell cable	of 4 or 6 threads

Additional

Description	Code #	ABS	INOX
		GI400-GI410	GI400-GI410
Internal battery (7,4V 2,6Ah). Lithium-Ion Technology. (external charger)	220001-0	✓	-
Internal battery (3,7V 5,2Ah). Lithium-Ion Technology. (schuko cable)	220001	-	✓
RS485 output	220002	✓	✓
Additional board 4/20mA	220003	-	✓
Additional board 4E / 4S relais (IP54-65)	220004	-	✓
Additional board 4E / 4S relais (IP68)	220004-2	-	✓
Communication board - Ethernet	220005	-	✓
Communication board - Wifi	220021-2	✓	✓
Additional board - ALIBI/DSD memory	220008	✓	✓

In stainless steel indicator version it is available just 1 of 220001 | 220003 | 220004 | 220005 except for IP68 protection, in this case would be chosen two of it.

Power supply

Description	Code #	ABS	INOX
		GI400-GI410	GI400-GI410
Power supply 100V-240VAC IP65-68 BS1363 (UK)	220243	✓	✓
Power supply 100V-240VAC IP65-68 SEV1011 (CH)	220244	✓	✓
Power supply 100V-240VAC IP65-68 TYPE B (USA)	220245	✓	✓
Power supply 100V-240VA IP54 BS1363 (UK)	220247	✓	✓
Power supply 100V-240VAC IP54 SEV1011 (CH)	220248	✓	✓
Power supply 100V-240VAC IP54 TYPE B (USA)	220249	✓	✓

GI400 LCD ABS & INOX

ABS

Description	Code #
Indicator tare-weight GI400 LCD ABS IP54	210216
Indicator tare-weight GI400 LCD ABS IP54 12V	210159
Indicator tare-weight GI400 LCD ABS IP65	210154

INOX

Description	Code #
Indicator tare-weight GI400i LCD stainless steel IP54	210162
Indicator tare-weight GI400i LCD stainless steel IP54 12V	210168
Indicator tare-weight GI400i LCD stainless steel IP65	210163
Indicator tare-weight GI400i LCD stainless steel IP68	210193

NUMERIC INDICATOR GI410 LCD ABS & STAINLESS STEEL

ABS

Description	Code #
Digital indicator GI410 LCD ABS IP54	210242
Digital indicator GI410 LCD ABS IP54 12V	210245
Digital indicator GI410 LCD ABS IP65	210248

INOX

Description	Code #
Digital indicator GI410i LCD Stainless steel IP54	210171
Digital indicator GI410i LCD Stainless steel IP54 12V	210177
Digital indicator GI410i LCD Stainless steel IP65	210172
Digital indicator GI410i LCD Stainless steel IP68	210213



SERIE LCD



FUNCTIONS

SEE MAIN FUNCTIONS ON PAGE 12

- »+ Than 30 protocols
- »System of 2 passwords to lock out functions
- »8 format of predefined tickets and 1 customizable (associated software)
- »Printing configurable menu: number of copies, cutter on/off, line feed

PRINTING

- »Programmer of three headings (PC), code, total.

LANGUAGES

- »Spanish, French, Portuguese, Italian, English.

METROLOGICAL SPECIFICATIONS

- »III & IIII Classes
- »Max. number of verification steps 6000
- »Monorange, multirange or multi-interval (n ≤ 3000, per partial range of weighing)



Caratteristiche specifiche GI410 PRINT

Reclining wall support (optional).
 Thermic printing incorporated:
 8 points/mm
 Column width 40/42 (paper width 58mm).
 Resolution 203 DPI.
 Printing at 50mm / sec maximum
 1 RS232 serial output.

*See general features of the GI4xx LCD series on page 12
 **See IP protection and connections on page 10

GIROPES - NIF: 12345678A C/ MOLLÓ, 3 17469 VILAMALLA- (Girona) SPAIN ----- Weight number: #1 Date: 13/01/2021 Time:13:06:22 Batch: 123 Gross: 0.812 kg Tare: 0.000 kg Net: 0.812 kg -----	Informe: Cliente 14/01/2021 ----- Num Cliente: 001 Codigo Cliente: 000111 Cliente: Jean SA Total Bruto: 17,500 kg Total Tara: 0,250 kg Total Neto: 15,000 kg Total Piezas: 5000 Total Pesadas: 10 -----
---	--

PRINTING FEATURES GI410i PRINT

- » Programmer of three headings (PC), code, total
- » Ticket Printing using different formats: weight, counting, checkweigher, totalization, accumulation with totalization with editable headers.
- » Printing of total listings, by item, by item and date.

FUNCTIONS

SEE MAIN FUNCTIONS ON
 PAGE 12

- » + Than 30 protocols
- » System of 2 passwords to lock out functions
- » 8 format of predefined tickets and 1 customizable (associated software)
- » Printing configurable menu: number of copies, cutter on/off, line feed

PRINTING

- » Programmer of three headings (PC), code, total.

LANGUAGES

- » Spanish, French, Portuguese, Italian, English.

METROLOGICAL SPECIFICATIONS

- » III & IIII Classes
- » Max. number of verification steps 6000
- » Monorange, multirange or multiinterval (n ≤ 3000, per partial range of weighing)

Additional

Description	Code #
RS485 output*	220002
Communication board - Ethernet*	220005
Communication board - Wifi*	220021-2
Additional board 4-20mA / 0-10V*	220003
Additional board 4I / 4O relays*	220004
Additional board ALIBI/DSD memory	220008
Wall support	220029

*Only one of the marked options can be installed. Except for RS485 output, the other marked options replace the serial RS232 output

Power supply

Descripción	Código #
Power supply 100V-240VA IP54 BS1363 (UK)	220247
Power supply 100V-240VAC IP54 SEV1011 (CH)	220248
Power supply 100V-240VAC IP54 TYPE B (USA)	220249

GI410 LCD PRINT STAINLESS STEEL

INDICATOR GI410i PRINT

Description	Code #
Stainless steel numerical indicator GI410 PRINT with IP54 protection	210255



VERSATILE

Highly accurate weight indicators and compact design. Ideal for applications requiring a stand-alone indicator, with the possibility of including communication interfaces with connections to remote control weight repeater, PC, PLC, external or internal printer, among other possible accessories.



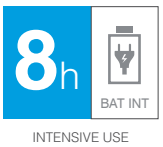
indicators

GI400-G400I BAT LI ION

LCD indicator with internal battery, allows intensive use of 8 continuous hours



BAT LI ON IP65



BUILT-IN BATTERY

The LCD, with its internal lithium battery, allows intensive continuous use for up to 8 hours. Wall bracket with reduced height, ideal for use in columns.



Set a target and top/bottom margin parameters

With visual value alarm



Main specifications

- Working temperature -10 °C to 40 °C
- Housing 2 models: ABS & stainless steel
- Reclining wall support
- Units: kg
- Other features:
 - Integrated clock and calendar.
- Format tickets with configurable weighing code.
- LCD screen:
 - Screen with 6 digits of 40mm,
 - Backlight function: On/off/auto
 - Screen colour indication with checkweigher function
- RS232 output (x2 included)
- *See IP protection and connections on page 10*

Technical specifications

	110-230 VAC, 50/60 Hz
Power Supply	12VDC (optional on IP54 indicators)
Internal battery	Internal battery (7,4V 2,6Ah). ABS indicators: Lithium-Ion Technology. (external charger) Internal battery (3,7V 5,2Ah). Stainless steel indicators: Lithium-Ion Technology. (schuko cable)
Minimum entrance tension for step of verification	0,3 µV
Tension of supply of the load cell	5 VDC
Minimum load cell impedance	29 Ω
Maximum load cell impedance	1100 Ω
Load cell cable	of 4 or 6 threads

Additional

Description	Code #
RS485 output	220002
Additional board ALIBI/DSD memory	220008
Communication board – Wifi	220021-2

International power supply

Description	Code #
Power supply 100V-240VAC IP65 BS1363 (UK)	220243
Power supply 100V-240VAC IP65 SEV1011 (CH)	220244
Power supply 100V-240VAC IP65 TYPE B (USA)	220245
Lithium battery charger 100V-240VAC IP65 (UK-CH-USA)	220251

* International power cables only available for the stainless steel version.

INDICATORS GI400 LCD BAT LI ION

ABS & INOX

Description	Code #
GI400 ABS LCD BAT LI ION IP65 Indicator	210227
GI400 Stainless Steel LCD BAT LI ION IP65 Indicator	210228

FUNCTIONS

SEE MAIN FUNCTIONS ON PAGE 12

- »+ Than 30 protocols
- »System of 2 passwords to lock out functions
- »8 format of predefined tickets and 1 customizable (associated software)
- »Printing configurable menu: number of copies, cutter on/off, line feed

PRINTING

- »Programmer of three headings (PC), code, total.

LANGUAGES

- »Spanish, French, Portuguese, Italian, English.

METROLOGICAL SPECIFICATIONS

- »III & IIII Classes
- »Max. number of verification steps 6000
- »Monorange, multirange or multiinterval (n ≤ 3000, per partial range of weighing)

PRODUCTION LINES

MANUAL OR SEMI-AUTOMATIC PRODUCTION LINES

MANAGEMENT & OPTIMISATION

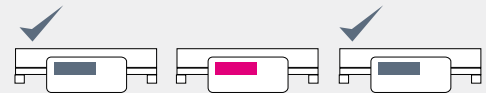
Giropes offers complete production line solutions thanks to its wide range of weighing systems and GISCALE software that allows better monitoring and management of weighing processes.



ACTUAL PACKAGING

How does the GISCALE software guarantee the accreditation of the actual packaging?

- > It ensures the correct weight of batches at the time of packaging through the checkweigher function.
- > Eliminates shrinkage due to unsuitable products as per the regulations.
- > Avoids human error through manual checks of product weight.
- > It generates reports automatically for companies' internal quality controls and conformity controls of superior organisations.



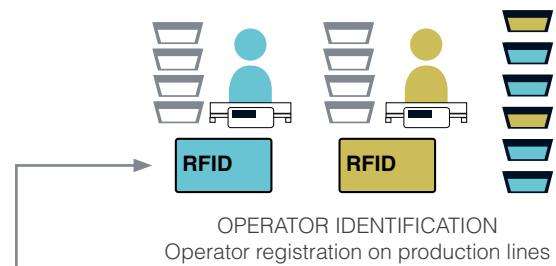
RFID SYSTEM

Giropes has developed firmware to control RFID readers ideal for recording weights and for controlling operations carried out.

Ideal for recording weights in production lines.

Quick identification and activation per operator or product:

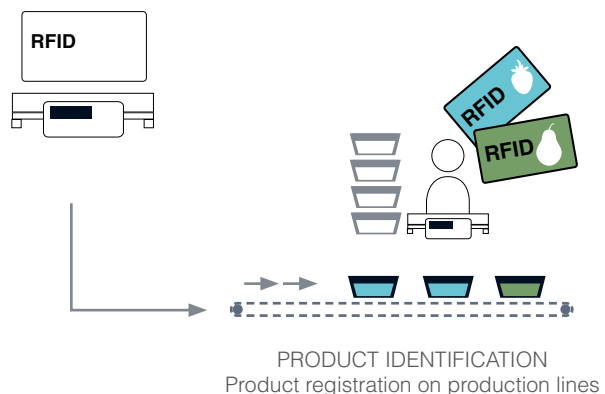
- > With card swipe
- > With card present
- > Locking system



QUALITY CONTROL

The weighing process is a key quality control step at different stages of the production process.

Over recent years, Giropes has committed to developing different systems that allow a high degree of automation of production lines in an optimal and efficient way, improving product management and making it easier for quality control teams to carry out their tasks.

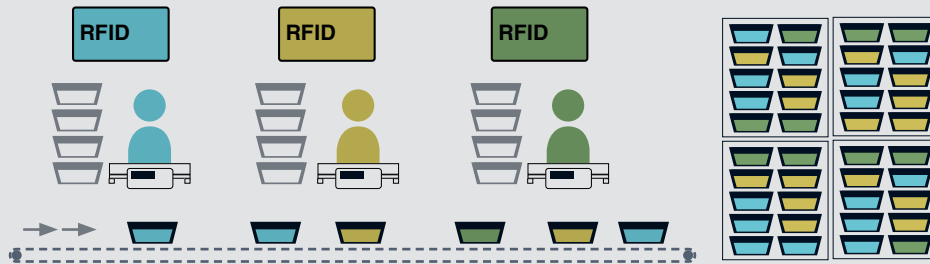


2 working systems



OPERATOR IDENTIFICATION

Operator registration on production lines



PRODUCT IDENTIFICATION

Product registration on production lines



Who stores the data?

WITH DATA DOWNLOADED TO THE INDICATOR (PRODUCTS AND/OR OPERATORS)

- » Data synchronisation (products and operators) in the viewer via Giscale is required.
- » In the event of a network outage, the system can operate until the indicator's buffer reaches 1000 weighings.
- » When communication is restored, the data is automatically downloaded to the GISCALE.
- » If a product change has occurred in the GISCALE during the communication outage, it does not affect the stored records being downloaded, as these were saved in the indicator with the product's attributes.
- » The system is limited to 400 products and 400 operators.

NO DATA DOWNLOADED IN THE INDICATOR DIRECT TO PC (PRODUCTS AND/OR OPERATORS)

- » Synchronisation of data (products and operators) does not apply, making the system faster.
- » In case of power failure, it is possible to operate until the buffer of the 1000-weighing indicator is full.
- » When the communication is re-established, the data is automatically downloaded to the GISCALE.
- » If during the communication break or during the data download, the product is changed in the GISCALE, this affects the stored records being downloaded, as the attributes of the product to be recorded are imposed by the GISCALE at the time of the download.
- » No data limit (neither of products nor of operators).

**SERIE
 GI4XX PROD &
 GI410RFID**

EXTERNAL RFID READER

- » ABS IP67
- » Internal registration of up to 1,000 weights in the indicator



FUNCTIONS

**SEE MAIN FUNCTIONS
 ON PAGE 12**

- » + Than 30 protocols
- » System of 2 passwords to lock out functions
- » 8 format of predefined tickets and 1 customizable (associated software)
- » Printing configurable menu: number of copies, cutter on/off, line feed

PRINTING

- » Programmer of three headings (PC), code, total.

LANGUAGES

- » Spanish, French, Portuguese, Italian, English.

**METROLOGICAL
 SPECIFICATIONS**

- » III & IIII Classes
- » Max. number of verification steps 6000
- » Monorange, multirange or multi-interval ($n \leq 3000$, per partial range of weighing)

**General features
 GI400-410 PROD**

- » GI400 Weight-Tara Indicator.
- » GI410 Numeric indicator option.
- » Operating temperature: -10°C to 40°C.
- » IP65 protection
- » Stainless steel housing.
- » Reclining wall support (optional).
- » Units: kg.
- » Display:
 - » LCD with 6 digits of 40 mm.
 - » Backlight function: On/off/auto.
 - » Auto power ON by default.
 - » Screen colour indication with checkweigher function.



*External RFID reader optional. Cards not included.

**General features
 GI410 RFID**

- » Operating temperature: -10°C to 40°C.
- » IP54 protection
- » Stainless steel housing.
- » Reclining wall support (optional).
- » Telephone keypad.
- » Units: kg.
- » Display:
 - » LCD with 6 digits of 40 mm.
 - » Backlight function: On/off/auto.
 - » Auto power ON by default.
 - » Screen colour indication with checkweigher function.

INTEGRATED RFID READER

- » Internal registration of up to 1,000 weights.
- » 10 RFID card included.

*See supported protocols in the technical sheet



Communications

- RS232
- Ethernet*
- Wifi optional
- Alibi memory optional
- RS485 optional

*Standard Ethernet in GI400 PROD RFID version, optional for GI410i RFID.

** Choosing any optional will override one of the serial ports.

Technical specifications

	110-230 VAC, 50/60 Hz
Power Supply	12VDC (optional on IP54 indicators)
Minimum entrance tension for step of verification	0,3 μ V
Tension of duply of the load cell	5 VDC
Minimum load cell impedance	29 Ω
Maximum load cell impedance	1100 Ω
Load cell cable	of 4 or 6 threads

DIGITAL INDICATOR SPECIFICATIONS

- » Weight tare indicator with a memory to up to 400 item 1, 400 item 2 and 10 prefixed tares.
- » The introduction of the details of the product can include code, description, tare, EAN code and the characterization of the product is according to its operating platform.
- » GI410 indicators allow to generate multiple report lists choosing item 1 and/or item 2 and/or date.

Optionals

Description	Code #
Communication board – Wifi	-05
ALIBI/DSD memory	220008

* Optional WiFi disables Ethernet

Accessories

Description	Code #
Wall support for GI410i RFID indicator	220029
Ethernet wire 1 m	580552
Ethernet wire 2 m	580028
RS232 wire to computer 1,5 m (9F-9F / D)	270401
RS232 wire to printer 1,5 m	-
Printer ORIENT BTP-M300 / IMP 27	630081
Printer POS76 / IMP 28	910035
Weighing repeater with 6 digits of 45 mm	210185
Ripetitore e Pannello alfanumerico P16 inossidabile	210371

Software

Description	Code #
Software Giscale ONE	280230
GISCALE PRO software	280373
Additional PC Giscale Pro license	280624
License scale Giscale Pro	280425
Giscale Module Statistics	280103
Giscale Module Real Time Production Panel	280775

Optional power suplie wires

Description	Code #
BS1363 (UK) for GI400i PROD RFID	220243
SEV1011 (CH) for GI400i PROD RFID	220244
TYPE B (USA) for GI400i PROD RFID	220245
BS1363 (UK) for GI410i RFID	220247
SEV1011 (CH) for GI410i RFID	220248
TYPE B (USA) for GI410i RFID	220249

SERIE GI4XX PROD & GI410RFID

GI400i-GI410i PROD

Description	Code #
Numeric indicator GI410i PROD LCD IP65 + Ethernet	210318-01
Tare-weight indicator GI400i PROD LCD IP65 + Ethernet	210320-01
Numeric indicator GI410i PROD LCD IP68 + Ethernet	210334-01
Tare-weight indicator GI400i PROD LCD IP68 + Ethernet	210336-01
RFID External reader IP67 ABS	220250
Cards RFID	280027

GI410i RFID

GI410i RFID numeric indicator	210295
GI410i RFID numeric indicator + Ethernet	210295-01
Cards RFID includes (10 units)	included

GIROPES



SERIE
ATEX

indicators

GI400-G410i EX LCD

Weight indicator for classification 2 & 22 atex zones in group ii, category 3.

IP68 * FOR 2 & 22 ZONES



CERTIFICATION

Zone 2: places where flammable gases or vapours are unlikely to be present or are present for short periods of time.

Zone 22: places where combustible dust is unlikely to be present or is present for short periods of time.

Protection methods in accordance with:

ATEX II 3G Ex nR IIC T6 Gc X (for gases)

ATEX II 3D tc IIIC T85°C Dc IP68 (for dust)



Set a target and top/bottom margin parameters

With visual value alarm



Main specifications

- Operation in zones 2/22 via power supply
- Operation in zones 2/22 via internal battery (optional)
- Working temperature -10°C to 40°C
- Stainless steel housing
- Reclining wall support
- Telephone keypad (GI410 version)
- Units: kg
- Other features:
 - Integrated clock and calendar.
 - Format tickets with configurable weighing code.
- Screen:
 - ▶ LCD: Display with 6 digits of 40mm
 - Backlight function: On/off/auto
 - Screen colour indication with checkweigher function
- 2 RS232 output

*See IP protection and connections on page 10

Technical specifications

	110-230 VAC, 50/60 Hz
Power Supply (2 possible options)	12VDC
Minimum entrance tension for step of verification	0,3 µV
Tension of dupply of the load cell	5 VDC
Minimum load cell impedance	29 Ω
Maximum load cell impedance	1100 Ω
Load cell cable	of 4 or 6 threads

Accessories

Description	Code #
External battery ATEX Zone 2/22 Pack	220039
Additional external battery ATEX Zone 2/22	220041
Wall column support pack with column adapter	220040

Available for 12V indicators. The external battery pack includes charger and hose.
The bracket pack includes the CI-300 adapter for our columns (with 4 visor bracket screws) and plastic clamp to fasten the battery adapter.

Optional

Description	Code #
Internal battery (3,7V 5,2Ah). Lithium-Ion Technology.	220001
RS485 output	220002
Additional board 4/20mA	220003
Additional board 4I / 4O relays (IP68)	220004-2
Communication board - Ethernet	220005
Additional board ALIBI/DSD memory	220008

It is just possible to have 2 of the following optionals in the same indicator 220001 | 220003 | 220004 | 220005

JUNCTION BOX

Description	Code #
Junction Box up to 4 load cells for ATEX zones	240052
Junction Box up to 8 load cells for ATEX zones	240051

INDICATORS ATEX GI400-410 LCD

STAINLESS STEEL

Description	Code #
Indicator GI410i-EX LCD IP68 for ATEX zones	210266
Indicator GI410i-EX LCD IP68 for ATEX zones 12V	210293
Indicator GI400i-EX LCD IP68 for ATEX zones	210267
Indicator GI400i-EX LCD IP68 for ATEX zones 12V	210294

Note: power cable not included.

FUNCTIONS

SEE MAIN FUNCTIONS ON PAGE 12

- »+ Than 30 protocols
- »System of 2 passwords to lock out functions
- »8 format of predefined tickets and 1 customizable (associated software)
- »Printing configurable menu: number of copies, cutter on/off, line feed

PRINTING

- »Programmer of three headings (PC), code, total.

LANGUAGES

- »Spanish, French, Portuguese, Italian, English.

METROLOGICAL SPECIFICATIONS

- »III & IIII Classes
- »Max. number of verification steps 6000
- »Monorange, multirange or multiinterval (n ≤ 3000, per partial range of weighing)

GIROPES

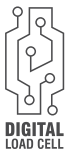


GI430 SERIE

Truck weighing firmware indicators **GI430 TFT Alphanumeric** STAINLESS STEEL WITH OR WITHOUT PRINTER

Weighing options

1	2	T	1
FIRST WEIGHING First manual weighing	SECOND WEIGHING Second manual weighing	WEIGHING WITH TARE Weighing with manual tare	UNIQUE WEIGHT with saved tare by plate



GI430D for digital load cells

Weight indicator with truck-weighing firmware for digital load cells. Indicator designed and manufactured by Giropes capable of connecting to our digital cell.

INDIVIDUAL DIAGNOSES the status of each of the digital cells	INDICATES INCIDENTS AND ERRORS for the group of cells, or for each one of the digital cells	DISTINCTION AND DEFINITIVE IDENTIFICATION by the unique serial number of each of the installed cells	CONTROL THE INTERNAL CALCULATIONS of each of the cells in real time	CONTROL ERRORS QUICKLY, whether due to malfunction or a wiring failure.
--	---	--	---	---

Technical Specifications

Keyboard	Alphanumeric keyboard Direct functions keyboard
Screen	TFT screen of 320x240 pixels RGB
Models	2 designs: desktop and mural
Finished	Stainless steel IP54
Languages	Spanish, English, French and Italian
Alimentation	Power supply: 100-240 V AC, 50/60 Hz

GI430:

- » Sigma-delta ($\Sigma-\Delta$) converter with 24 bits and low noise, up to a max of 1.200 conv/seg.
- » Max. 6.000e Mono range, Multi range or Multi slot (in 3.000, per partial weighing range) in approved version.
- » 100.000 displayable divisions for internal use.
- » Connection to up to a max 12 of analogical load cell with an input resistance of 350 Ω .
- » Minimum impedance of the load cell: 29 Ω

GI430D:

- » Max. 6.000e Mono range, Multi range or Multi slot (in 3.000, per partial weighing range) in approved version.
- » Approved in line with OIML R76 and EN 45501, single range or multi-range.
- » 100.000 displayable divisions for internal use.
- » Distance between indicator and weighbridge of up to 1200m.
- » Connection to up to a max 32 digital load cells.
- » Minimum impedance of the load cell: 29 Ω

GI430 GI430D

**TRUCK WEIGHING
FIRMWARE**

**APPROVED
INDICATOR**

Standard communications

Description	Code #
2x RS232*	
Ethernet	
USB (for external keyboards)	

*2 RS232 (in printer version one of RS232 ports will be cancelled).

Optionals

Description	Code #
Communication board - Wifi	220021-3
Memory Alibi	220008

Accessories

Description	Code #
Logitech K120 Business USB keyboard	580239
Ethernet wire 1 m	580552
Ethernet wire 2 m	580028
RS232 wire to computer 1,5 m (9F-9F / D)	270401
RS232 wire to printer 1,5 m	-
Wire for Repeater 10m	-
Printer LX-350*	630001
Printer ORIENT BTP-M300 / IMP 27	630081
Printer POS76 / IMP 28	910035
Weighing repeater with 6 digits of 45 mm	210185
Weight repeater panels P16	-

Optional power cables

Description	Code #
Power cable 100V-240VA IP54 BS1363 (UK)	220247
Power cable 100V-240VAC IP54 SEV1011 (CH)	220248
Power cable 100V-240VAC IP54 TIPO B (USA)	220249

* The GI430D indicator requires two power wires, one for the indicator and one for the load cell power supply.

INDICATORS GI430 & GI430D

GI430

Description	Code #
Indicator GI430 desktop for analogical load cells	210217
Indicator GI430 desktop with printer for analogical load cells	210218
Indicator GI430 mural for analogical load cells	210221
Indicator GI430 mural with printer for analogical load cells	210222
GI430 indicator firmware	
Truck weighing firmware	-

GI430 FOR DIGITAL LOAD CELLS

Description	Code #
Indicator GI430D desktop for digital load cells	210291
Indicator GI430D desktop with printer for digital load cells	210289
Indicator GI430D mural for digital load cells	210290
Indicator GI430D mural with printer for digital load cells	210288
GI430 indicator firmware	
Truck weighing firmware	-

FUNCTIONS

- » **TARE.** Introduction of manual tare. Weighing with memorized tare.
- » **DATE AND TIME PROGRAMMING.**
- » **DIGITAL PRE-CALIBRATION.** Plug and weight system that allows you to connect and weigh directly without the need for calibration. (GI430D only)
- » **CONFIGURABLE PRINTING LIST AND TICKETS.** Ticket reprint.
- » **FILE CODES MANAGEMENT.** Management of file codes. It is possible to use a file of 2000 codes. Such file is used for the management of 4 types of codes; for example of customer, material, origin and plate code. It is also possible the programming of a different name for every code.
- » **WEIGHTS MANAGEMENT.** It is possible to store a max of 4500 weight with acoustic signal to advise that the memory is nearly full (80%).
- » **MANAGEMENT OF MEMORIZED TARES.**
- » **MANAGEMENT OF LORRIES IN TRANSIT.** It is possible to manage as many vehicles in traffic as weighing memory are available.

GIROPES



GI450 SERIE

Truck weighing firmware indicators

GI450 TFT Alphanumeric

ABS COMPACT & TABLETOP



GI450 Analogue model

Compact and lightweight truck-weighing indicator version with TFT display. Connection to ethernet, USB for keyboard, multi-language.



Weighing options



FIRST WEIGHING
First manual weighing



SECOND WEIGHING
Second manual weighing



WEIGHING WITH TARE
Weighing with manual tare



UNIQUE WEIGHT
with saved tare by plate



GI450D Digital Model

Digital system for digital cells, allows individual measurement and diagnosis of the status of each of the installed cells.



GI450D for digital load cells

Weight indicator with truck-weighing firmware for digital load cells. Indicator designed and manufactured by Giropes capable of connecting to our digital cell.



INDIVIDUAL DIAGNOSES
the status of each of the digital cells

INDICATES INCIDENTS AND ERRORS
for the group of cells, or for each one of the digital cells

DISTINCTION AND DEFINITIVE IDENTIFICATION
by the unique serial number of each of the installed cells

CONTROL THE INTERNAL CALCULATIONS
of each of the cells in real time

CONTROL ERRORS QUICKLY,
whether due to malfunction or a wiring failure.

Technical Specifications

Keyboard Alphanumeric keyboard
Direct functions keyboard

Screen TFT screen of 320x240 pixels RGB

Finished ABS IP54 and ABS IP65

Dimensions 237 x 201 x 124 (mm)

Languages Spanish, English, French and Italian

Alimentation Power supply: 100-240 V AC, 50/60 Hz

Firmware Truck weighing

GI450:

- » Sigma-delta ($\Sigma\Delta$) converter with 24 bits and low noise, up to a max of 1.200 conv/seg.
- » Max. 6.000e Mono range, Multi range or Multi slot (in 3.000, per partial weighing range) in approved version.
- » 100.000 displayable divisions for internal use.
- » Connection to up to a max 12 of analogical load cell with an input resistance of 350 Ω .
- » Minimum impedance of the load cell: 29 Ω

GI450D:

- » Max. 6.000e Mono range, Multi range or Multi slot (in 3.000, per partial weighing range) in approved version.
- » Approved in line with OIML R76 and EN 45501, single range or multi-range.
- » 100.000 displayable divisions for internal use.
- » Distance between indicator and weighbridge of up to 1200m.
- » Connection to up to a max 32 digital load cells.
- » Minimum impedance of the load cell: 29 Ω



GI450 GI450D

**TRUCK WEIGHING
FIRMWARE**

**APPROVED
INDICATOR**

Standard communications

Description	Code #
2x RS232 (for printer / repeater / PC)	
Ethernet (for repeater / PC)	
USB (for external keyboard)	

Optional

Description	Code #
Communication board – Wifi	220022
Memory Alibi	220008
Kit 4E-4S RELES GI450 IP54	220020-0
Kit 4E-4S RELES GI450 IP65	220020-1
Kit Output RS485 / 422 PARA GI450 IP54*	220002-3
Kit Output RS485 / 422 PARA GI450 IP65*	220002-4

* Only available in analogue model: GI450

Accessories

Description	Code #
Ethernet cable 0.5 m	580302
USB Keyboard	580239
RS232 to Computer Cable 1.5 m (9F-9F / D)	270401
RS232 to Printer Cable 1,5 m	-
Interconnection cable with Repeater 10m	-
LX-350 Printer	630001
ORIENT BTP-M300 / IMP 27 Printer	910034
POS76 / IMP 28 Printer	910035

Optional power cables

Description	Code #
Power cable: 100V-240VA IP54 BS1363 (UK)	220247
Power cable: 100V-240VAC IP54 SEV1011 (CH)	220248
Power cable: 100V-240VAC IP54 TIPO B (USA)	220249

Complete

Description	Code #
Software Gestruck	280094
Platform Gestruck CLOUD	280079
45 mm 6-digit weight repeater	210185
P16 Panel Repeater	210371

GI450 & GI450D ABS

GI450

Description	Code #
Indicator GI450 IP54	210383
Indicator GI450 IP54 12V	210385
Indicator GI450 IP65	210387
Indicator GI450 IP65 12V	210389
Firmware GI450 Indicator	
Truck weighing Firmware	-

GI450 FOR DIGITAL CELLS

Description	Code #
Indicator GI450D IP54 for digital cells	210384
Indicator GI450D IP54 12V for digital cells	210386
Indicator GI450D IP65 for digital cells	210388
Indicator GI450D IP65 12V for digital cells	210390
Firmware GI450D Indicator	
Truck weighing Firmware	-

FUNCTIONS

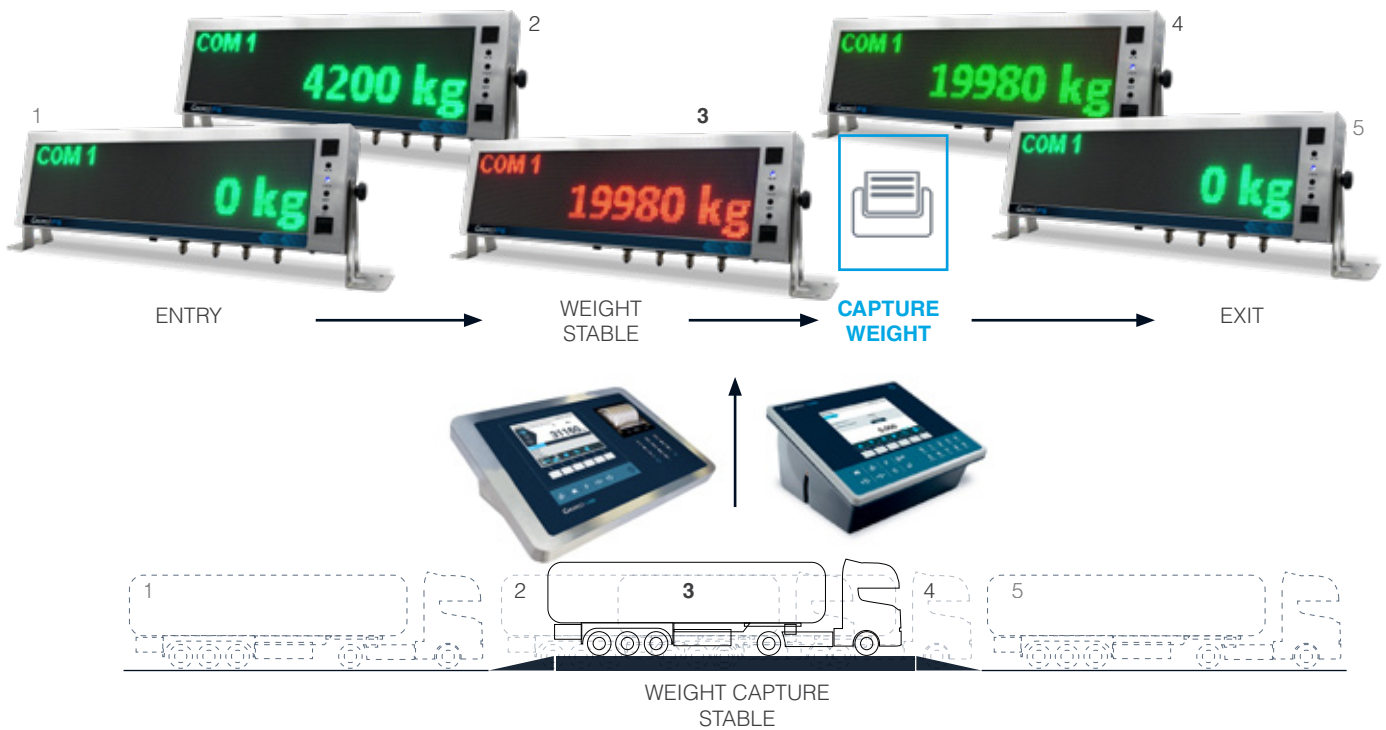
- » **TARE.** Introduction of manual tare. Weighing with memorized tare.
- » **DATE AND TIME PROGRAMMING.**
- » **DIGITAL PRE-CALIBRATION.** Plug and weight system that allows you to connect and weigh directly without the need for calibration. (GI430D only)
- » **CONFIGURABLE PRINTING LIST AND TICKETS.** Ticket reprint.
- » **FILE CODES MANAGEMENT.** Management of file codes. It is possible to use a file of 2000 codes. Such file is used for the management of 4 types of codes; for example of customer, material, origin and plate code. It is also possible the programming of a different name for every code.
- » **WEIGHTS MANAGEMENT.** It is possible to store a max of 4500 weight with acoustic signal to advise that the memory is nearly full (80%).
- » **MANAGEMENT OF MEMORIZED TARES.**
- » **MANAGEMENT OF LORRIES IN TRANSIT.** It is possible to manage as many vehicles in traffic as weighing memory are available.

P16
 REPEATER

Repeaters
P16 alphanumeric
 stainless steel and P66 protection

REPEATER MODE WITH SCALE OUTPUT TRAFFIC LIGHT FUNCTION

Display in repeater mode with traffic light function activated with the GIROPES protocol, which visually shows truck entry (green "0"), weighing process, stable weighing (digits in red), saving (weight capture) and exit (digits in green for weighbridges with indicators of the GI430 and GI450 truck weighing series with truck weighing firmware).



REPEATER MODE WITH CHECKWEIGHER FUNCTION

This function activates the checkweigher of the GI400/410 indicators. The equipment is ready to display the 4 synchronized checkweigher zones with the connected weight indicator (only in combination with indicators of the GI400/410 series).



P16 REPEATER

M **66**
IP

Technical Specifications

Network connection	110-240 V AC 50/60 Hz
Power	35 W
Cable length	2m
Display	RGB high-intensity LED matrix, 128x32 LEDs, 5 mm spacing (640x160 mm)
Brightness	7 brightness levels, manual and automatic mode
Colores	7 configurable colors
Texto	Formats: Full screen (95 mm), 1 weight (70 mm), 1 weight + reference <com>, multi-weight (45 mm)
Indicadores leds	4 LEDs to indicate stability, zero, net weight, and standby

MODES

Repeater	Weight sum of the channels, individual weights or individual weights and sum
Panel	Display of messages with ASCII characters, different typologies, colors and dimensions
Standby	Configurable screensaver with: date, time, date and time, logo or black

User interface

Remote control	Infrared technology. Allows to configure the equipment up to 6 m. Quick keys to modify display mode and brightness
Software	GIMANAGER



REMOTE CONTROL

Allows configuration of the repeater and the main TARE functions.
 Maximum range 6m outdoor.

Serial communications

Tx/Rx port	2 x RS-232 bidirectional and 1 x RS485 (RS232/RS485 cable included cable length 15m)
Baud rate	300, 600, 1200, 2400, 4800, 9600, 19200, 38400, 57600, 115200 baud
Number of bits	7, 8 o 9
Parity	none, even or odd
Stop bits	1 o 2
Protocols	21 Input/Output protocols + TAGs protocol to customize the protocol

Accessories

Description	Code #
Pole mounting bracket	220269
Visor	220270

REPEATER P16

Description	Code #
Repeater P16 INOX IP66	210371
Repeater P16 INOX IP66 WIFI	210372
Repeater P16 INOX IP66 ETHERNET	210373

FUNCTIONS

REPEATER MODE WITH CHANNEL SUMMING FUNCTION (4 POSSIBLE INPUTS/OUTPUTS)

- » The equipment is prepared to display the data of the 4 channels (com) and the sum of all channels: 2 RS232 + 1 RS485 + 1 Wi-Fi or Ethernet.
- » The sum of channels are perfect solutions to make the sum of different scales. We can make different combinations to obtain inputs and outputs according to installation.


R45 REPEATER

REFERENCES

M 54
IP



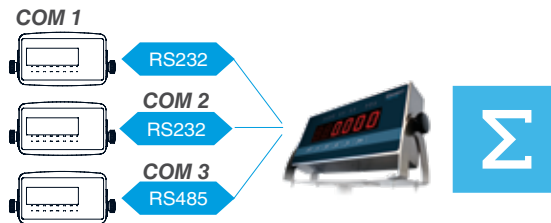
Single indicator repeater



Sum of channels function

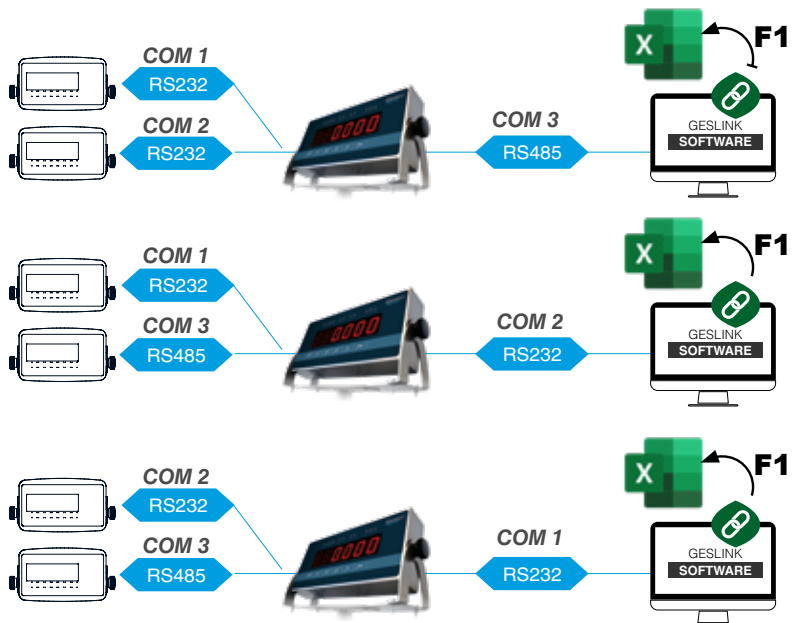
SCHEME 1

Sum function allows, at the repeater, the function to sum up to 3 weights via the entries: COM1 | COM2 | COM3 available as standard and it shows the result on display.



SCHEME 2

The addition function allows you, in the repeater, to add up to 2 weights through the inputs: COM1 | COM2 | COM3 available as standard and send the result on the screen through the input is free of COM1 | COM2 and COM3.



Technical Specifications

Screen Red LED with 6 digits of 45 mm.

Protection IP65

Tx/Rx port COM 1: RS232
COM 2: RS232
COM 3: RS485

Cable 15m including

REPEATER R45

Description

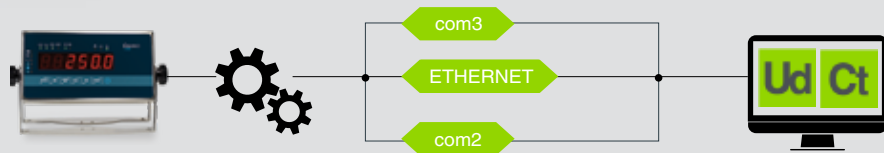
45 mm 6 digit weight repeater

Code

210185

**SUPPORT
FIRMWARE
INDICATORS**

FIRMWARE UPDATE.
Free download



Connection via ethernet or COM port with GI4XX serial indicator



UPDATE TOOLS

Allows the firmware update of the GI400-GI410 indicators

Allows firmware upgrade of gi400 indicators without the need to return them to the factory. thanks to the update tools, the latest version of the GISCALE software is available quickly and easily.



UPDATE TOOLS

Allows the configuration and parameterization of the GI400-GI410 indicators

It allows the configuration and parameterization of the indicators GI400. Using the Configuration Tools software, you can customize the ticket header.

Requirements:

- > Desk items applications (Windows 7 or later).
- > 32 bits (x86) or 64 bits processor (x64) at 2.3 GHz or more.
- > 4GB RAM Memory or more.
- > 16 GB or more of available disk space.



**APP
INDICATORS**

GIAPP

It allows the display of multiple indicators. It only allows communication with a single indicator simultaneously to consult the status of the indicator, perform tare, zero and recover weighing and export them.



**APP
 INDICATOR**



GIAPP

Android application to manage and control the indicators of the GI4xx series

FUNCTIONS AND APPLICATIONS

- » Configure the connection of multiple indicators
- » Connection to a single indicator simultaneously.
- » Detect, link and connect GI4xx family viewers in the company network.
- » Display the status of the connected indicator.
- » Display list of unloaded weights.
- » Query indicator status (weight, stability, checkweigher, etc.)
- » Tare (manual or automatic)
- » Zeroing
- » Recovering weights and exporting them
- » Filter the list of weights.
- » Sharing of weighing data as a file in CSV.



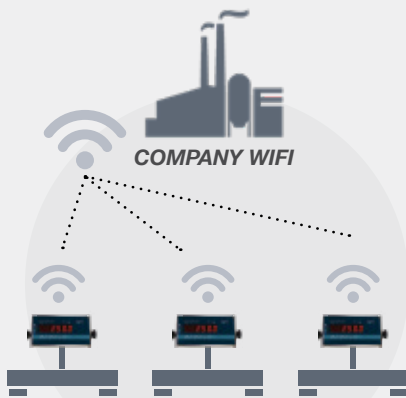
WIFI



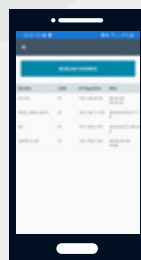
MULTI-LANGUAGE



ANDROID SYSTEM



Indicators that use the same wifi as the company allow it to appear in the APP viewer search in the same list.



You will only be able to see the V1 indicator, because it uses the wifi of the V1 indicator.



WIFI INDICATOR V1



You will only be able to see the V2 indicator, because it uses the wifi of the V2 indicator.



WIFI INDICATOR V2

Pair our devices with your ERP and specific software packages

“Giropes has a wide range of indicators and associated software depending on the sector or production process system”



GI4XX
SERIES

GESLINK

Display of the weight of a single indicator or repeater of the GI4XX series via RS485 or RS232 connection, with the option to select the weight in real time using the F1 function. This data can be easily shared in a spreadsheet or any other editable document, such as email, Excel, Word, etc.



PRODUCTION
AND REGISTRATION OF
WEIGHING

GISCALE PRO

Software for the management and control of all weighing points that are part of one or more production and packaging lines.



GISCALE ONE

Software for the management and control of a single scale and the recording of weighs from a single weighing station.



WEIGHING OF
VEHICLES

GESTRUCK 2

Software for the management of scales for all types of vehicles and the management of incoming and outgoing materials for industry in any economic sector.



CONTROL
INPUT/OUTPUT

GESNET 2

Software for the management of scales for all types of vehicles and the management of incoming and outgoing materials for waste, recycling, biomass or biogas plants, among others.



**WEIGHING
 RECORD**

SOFTWARE & APP



GISCALEONE



*With GiScale ONE you will be able to manage and configure your indicator from the computer. Ideal for **recording weights**.*

FEATURES

- » A quick and intuitive interface.
- » Simple installation.
- » Exclusive compatibility with the indicators of the family GI4xx.
- » It does not use any additional device.
- » Multi-language.
- » Support for SQL Server databases.

FUNCTIONS AND APPLICATIONS

- » Start up:
 - » Automatic detection of displays on the network.
 - » Reconfiguration of indicator network.
 - » Duplication of display configuration.
- » Weighing record with product detail.
- » Edition of products, packaging and operators
- » Editing of weighing information (product, operator, etc.).
- » Weight reports.
- » Real-time graphs of average processed weight, maximum/minimum value, sampling rate or sample per second.
- » Works with the various modes of the GI400 (checkweighing, counting, etc.)
- » Configuration of the different weighing modes (checkweigher, negative checkweigher, etc.).*
- » Consultation and graphic analysis of weights (Giscale Statistics module):
 - » Real time.
 - » Histogram.
 - » Graphics management.
- » Customisation of tickets and reports.
- » Graphic analysis of weighing records.
- » Data exporting: Excel, PDF, etc.
- » Configuration of the indicators' PLUs.

** See required indicator version*

Licences

- » Connection to indicators via TCP/IP (Ethernet) and RS232 (Serial Port)
- » License ONE and PRO are managed via USB key or online via serial number.

Description	Code #
GISCALE ONE software	280230



PRODUCTION LINES

SOFTWARE & APP



GISCALEPRO



INDUSTRY 4.0
closer to all types of production lines

With GiScale PRO you can manage production lines by: product, operator or scale.

FEATURES

- » Multi-license (allows it to be managed from multiple computers).
- » A quick and intuitive interface.
- » Simple installation.
- » Exclusive compatibility with the indicators of the family GI4xx PROD.
- » It does not use any additional device.
- » Multi-language.
- » Support for SQL Server databases.
- » **It enables integration with ERPs and MES.**
- » It enables multiple working seasons connected to the same data base.
- » It enables to manage and set up multiple indicators simultaneously.
- » It enables the register of multiple indicators simultaneously.

FUNCTIONS AND APPLICATIONS

- » Start up:
 - » Automatic detection of displays on the network.
 - » Reconfiguration of indicator network.
 - » Duplication of display configuration.
- » Register of weighing with product detail.
- » Edition of products, packaging and operators.
- » Editing of weighing information (product, operator, etc.)
- » Connection to multiple indicators.
- » Printing of weighing tickets.
- » Consultation of historical records.
- » Exporting reports (PDF, XLS, CSV).
- » Register of fields like: Customer, Product and Lot number
- » Perform weighs with the different modes of the GI400 (control of weigh, production counter...)
- » Configuration of the different weighing modes (checkweigher, negative checkweigher, etc.)

- » Weigh in mode semi-unattended with the transmission modes (every X time, stable, manual: press PRINT from the indicator, zero crossing and zero crossing when unloading)
- » Consult and graphic analysis in real time. (module Giscale Statistics):
 - » Real Time
 - » Histogram.
 - » Management of graphic.
- » **Real-Time Production Panel Module: visualization of work pace in %, number of weighings, and the gifted product (per operator and scale). Objective and reliable real-time data that enables immediate action.**
- » Personalization of tickets and report
- » Without user name authentication.
- » Monitoring and management of lines of production.
- » Configuration of the indicators' PLUs.

* See required indicator version

Licences

- » Connection to indicators via TCP/IP (Ethernet), wifi and RS232 (Serial Port)
- » License ONE and PRO are managed via USB key or online via serial number.

Description	Code #
GISCALE PRO software	280373
Additional PC Giscale Pro license	280624
License scale Giscale Pro	280425
Giscale Module Statistics	280103
Giscale Real Time Production Panel Module	280775

**VEHICLE
WEIGHING
SOFTWARE**



*With **GESTRUCK2** the users can register and process, in a quick and efficient way, the traffic in their weighbridges.*

The software offers a complete control of the weighing operations of vehicles, with an easy to understand interface, and which facilitates, above all, the collection of the desired information with the maximum accuracy and quickness possible.

- » Inventory control
- » Management of storage areas
- » Statistical analysis

It supports different installation structures: from the most basic one (only one working station) to complex installations of autonomous systems of weighing management.

CUSTOMIZABLE SOFTWARE

- » First and foremost, Gestruck is customizable in many aspects such as filters, data sending, program operation options, assigning roles and users. And it even offers the customization of tickets.

CONTROL DEVICES

- » It allows the management of different control devices such as: control Access systems to the scales via barriers, vertical signs, automatic recognition of plate numbers via IP video cameras, proximity card readers, bar code reader, the correct placement of the vehicle in the scale, etc.



CLOUD management solution

GES2WEB enables the management of all the entities which interfere in a weighing process (companies, vehicles, materials, etc.).

ACCESS ADMINISTRATION:

- » Definition of materials
- » Empowerment of vehicles
- » Possibility to control different weighing centres
- » Visualization of the state of the different containers of the centre

USER'S ACCESS:

- » Visualization of the data of the company
- » Statistical brief
- » Possibility to download invoices

Android application

- » It allows the capture of the weighing and send it to the Ges2Web.
- » Complete management of data collection of the entrances and details of the vehicle.

OPERATOR OF THE SCALE:

- » Quick search of users and vehicles.
- » Creation of user in the same search.
- » Weighing or sharing materials function.

AVAILABLE IN PLAY STORE FOR TABLETS AND ANDROID MOBILES.

- » This structure, thanks to the mobile and web application, gives the possibility to become the new transportable generation of GesTruck2.



VEHICLE WEIGHING SOFTWARE

GESNET2 is the solution for the automation and management of weighbridges in recycling plants.

SPECIFIC FUNCTIONS GESNET2

- » Clean point system.
- » Decentralized system.
- » Container load control.
- » Processing and encoding materials.

GESNET

- » With GesNet2 the owners can register and process, in an efficient and quick way, the traffic of their weighbridges.
- » The software offers a complete control of the weighing operations of vehicles, with an easy to understand interface, and which facilitates, above all, the collection of the desired information with the maximum accuracy and quickness possible.
 - » Inventory control
 - » Management of storage areas
 - » Statistical analysis
- » It supports from the most basic weighing station to complex installations of autonomous systems of weighing management.

CUSTOMIZABLE SOFTWARE

- » Gesnet is customizable in many aspects such as filters, data sending, program operation options, assigning roles and users. And it even offers the customization of tickets.

CONTROL DEVICES

- » It allows the management of different control devices such as: control Access systems to the scales via barriers, vertical signs, automatic recognition of plate numbers via IP video cameras, proximity card readers, bar code reader, the correct placement of the vehicle in the scale, etc.



GESNETWEB

CLOUD management solution

- » GESNET2WEB enables the management of all the entities which interfere in a weighing process (companies, vehicles, materials, etc).
- » Associated with the GesNet2 or the application G2App it will allow the control of all its sorting plants.

ACCESS ADMINISTRATION:

- » Definition of materials
- » Empowerment of vehicles
- » Possibility to control different weighing centres
- » Visualization of the state of the different containers of the centre

RECYCLING BONUS:

- » Function activated to subsidise to the users according to personalized parameters.
- » The parameters included can be: days, user, kilograms of delivered material, etc.



G2APP

Android application

- » It allows the capture of the weighing and sends it to the GesNet2Web.
- » Complete management of data collection during the entrance of the materials and details of the vehicle.

OPERATOR OF THE SCALE:

- » Quick search of users and vehicles.
- » Creation of user in the same search.
- » Weighing or sharing materials function.

AVAILABLE IN PLAY STORE FOR TABLETS AND ANDROID MOBILES.

- » This structure, thanks to the mobile and web application, gives the possibility to become the new transportable generation of GesNet2.



With geslink you can display and transfer the real-time weight of your scale into your excel program at the press of a single key.

Quickly and efficiently, you can display the weight of each scale (B1, B2, etc.) and, by simply pressing a key on the keyboard (such as F1), the weight of Scale 1 is automatically copied.

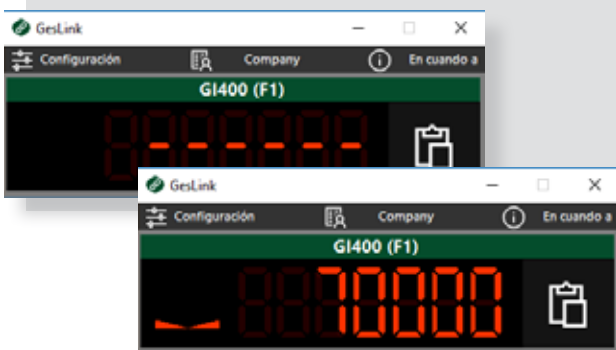
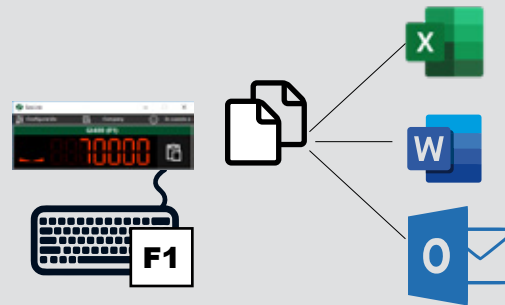
This functionality is designed to facilitate the transfer of data directly to Excel or any other platform, allowing you to save time and optimise your workflow with a simple Ctrl+V.

FEATURES

- » Very simple installation
- » Compatibility with up to 20 weight indicator communication protocols.
- » Does not use any additional device
- » Allows configuration of multiple indicators (up to 10)
- » Connection to indicators via TCP/IP (Ethernet) and RS232 (Serial Port)
- » Languages available: CA, ES, EN, FR

FUNCTIONALITIES

- » Simultaneous display of the weight of all scales in real time
- » Display of the weight of a scale in full screen mode
- » Copying of the weight to the clipboard from within the application
- » Insertion of the weight in text boxes by using the F1, F10 keys.
- » No user authentication.





GESTRUCK 2

software for truck scales

With GesTruck2 you can quickly and efficiently record and process the traffic on your weighbridge scales

The GESTRUCK2 software offers complete control of vehicle weighing operations with an interface that is easy to understand and, above all, helps to obtain the desired information as accurately and quickly as possible.



GESNET 2

Software for the management of waste plants

Advanced weighing management and control solution designed to optimize processes in recycling centers

Allows the automation of entry and exit record, reducing waiting times. It facilitates the integration of weighing data with enterprise resource planning (ERP) systems, providing a complete and real-time view of operations.

GST4

self-service terminal

Autonomous station with touch screen 10.1"

Self-service terminal that transforms weighbridge scales into automated weighing stations. It adapts to the access control needs of any sector thanks to the different associated software options and its complete range of accessories.

Availability of a complete range of accessories and complements: intercom, thermal printer, card display or 3G/4G communication among others.



**Gestruck2 programs can be completed with the installation of terminals. Require activation of this module for its control.*