

GCW-50ST

Static weight controller with industrial PC


IDEAL FOR LINES REQUIRING GREATER CONNECTIVITY,
TRACEABILITY, AND CUSTOMIZATION



GCW-50ST
 CHECKWEIGHER

65
 IP

Static checkweigher with industrial PC, precise and modular. Designed for industrial lines that require greater connectivity, traceability, and customization, it incorporates our specialized weight control software to expand its control and management functions compared to the GCW-40ST controller display.



MAIN FEATURES

- » **PRECISE** static weighing.
- » **ADAPTABLE MODULAR** design.
- » **UP TO 30 KG** with high resolution.
- » **EFFICIENT OPTIONAL** rejection system.
- » **INTEGRATION WITH** software and ERP.



TECHNICAL SPECIFICATIONS

Type of weighing	Static
Capacity	1.5 kg to 30 kg (depending on model)
Accuracy	From 0.5 g up to 10 g
Maximum throughput	Up to 20 ppm
Power supply	Electrical: 230 V AC
Rated power	600 W
Operating temperature	0 °C - 40 °C
Protection rating	IP65 standard
Certificate	MID 2014/32/EU for automatic weighing equipment
Effective content control "e"	European Directive 76/211/EEC (optional)

TRANSPORT SYSTEM AND STRUCTURE

Weighing module dimensions (Length x Width)	300x200 / 400x280 / 400x400 / 600x400 mm
Working height	800 - 950 mm (adjustable)
Transport direction	Right to left or vice versa (specify when ordering)
FLAT BELTS	FDA standard, high adhesion or sliding (depending on application)
Type of load cell	High-resolution IP67 load cell
Frame	AISI 304L stainless steel, anodized aluminum
Guides	AISI 304L stainless steel, anodized aluminum and APM (optional)

INTERFACE, SOFTWARE AND CONNECTIVITY

Indicator	10.4" capacitive touch screen. Resolution 1024x768 pixels. IP65 sealing
Software	Giscale Pro (optional): integration with ERP/MES, multi-viewer, traceability
Data export	To Excel or CSV (grouped by batch or product)
Communication	Ethernet RS232

OPTIONS

Light/acoustic beacon	2 colors, visual and audible status control
Additional sensors	Barrier or gantry detector

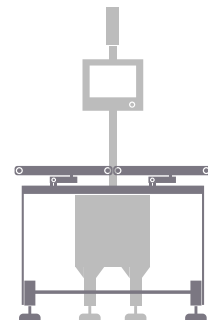
GCW-50ST WITH WEIGHING MODULE

Description (dimensions in mm)	Capacity (kg)	Precision (g)	# Code
GCW-50ST - 300x200	1,5	0,5	256902
GCW-50ST - 300x200	3	1	256903
GCW-50ST - 400x280	3	1	256904
GCW-50ST - 400x280	6	2	256905
GCW-50ST - 400x280	15	5	256906
GCW-50ST - 400x400	6	2	256907
GCW-50ST - 400x400	15	5	256908
GCW-50ST - 400x400	30	10	256909
GCW-50ST - 600x400	15	5	256910
GCW-50ST - 600x400	30	10	256911



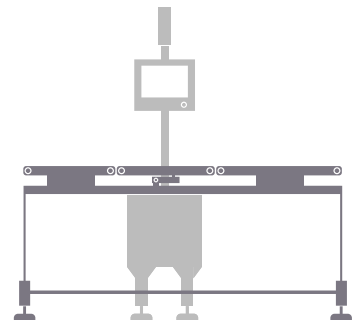
GCW-50ST WITH INFEED MODULE + WEIGHING MODULE

Description (dimensions in mm)	Capacity (kg)	Precision (g)	# Code
GCW-50ST - 300/300x200	1,5	0,5	256912
GCW-50ST - 300/300x200	3	1	256913
GCW-50ST - 400/400x280	3	1	256914
GCW-50ST - 400/400x280	6	2	256915
GCW-50ST - 400/400x280	15	5	256916
GCW-50ST - 400/400x400	6	2	256917
GCW-50ST - 400/400x400	15	5	256918
GCW-50ST - 400/400x400	30	10	256919
GCW-50ST - 600/600x400	15	5	256920
GCW-50ST - 600/600x400	30	10	256921



GCW-50ST WITH INFEED MODULE + WEIGHING MODULE + OUTFEED MODULE*

Description (dimensions in mm)	Capacity (kg)	Precision (g)	# Code
GCW-50ST - 300/300/500x200	1,5	0,5	256922
GCW-50ST - 300/300/500x200	3	1	256923
GCW-50ST - 400/400/600x280	3	1	256924
GCW-50ST - 400/400/600x280	6	2	256925
GCW-50ST - 400/400/600x280	15	5	256926
GCW-50ST - 400/400/600x400	6	2	256927
GCW-50ST - 400/400/600x400	15	5	256928
GCW-50ST - 400/400/600x400	30	10	256929
GCW-50ST - 600/600/800x400	15	5	256930
GCW-50ST - 600/600/800x400	30	10	256931



*The exit module does not include the reject system, it must be added as an optional.
Integrated software with display on the weight controller via Panel PC. Allows integration and data extraction.

OPTIONS

Description	# Code	Description	# Code
Cage packaging for GCW-50ST	-	Roller reject ramp	-
MID certification for GCW	901096	Stainless steel reject ramp	-
Air reject system*	-	Polycarbonate protector for weighing module	-
Piston pusher reject system*	-	Luminous alarm	-
Paddle reject system*	-	GISCALE PRO (PC Software)	280373
Horizontal barrier detector	-	Giscale license per device	280425
Gate detector	-	Giscale Statistics Module	280103
Product guides in APM	-	Giscale Pro Module real-time production panel	280775
Stainless steel product guides	-	Effective filling control software "e" for GPC-1000	330020
Roller exit ramp	-		

* Requires purchasing the exit module.



Shall we talk? Contact us

Pol. Empordà Internacional, C/Molló 3 | 17469 VILAMALLA-(Girona) SPAIN | T(34) 972 527 212 | www.giropes.com  